

FormTrap Repaginator

▶ Overview

▶ Loading a Sample Data

▣ Entry

▶ New Entry - Header Area

▶ Footer Area

▶ Data Area

▶ Rules

▶ Properties

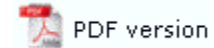
▶ Evaluation Order of Entries

▶ Evaluation Order of Areas

▶ Delete an Entry, Area or Rule

▣ Tools

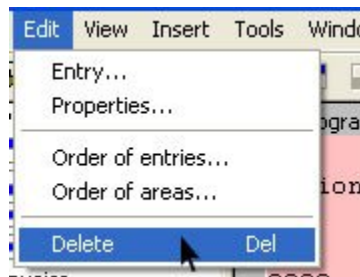
Delete an Entry, Area or Rule




Deleting an entry will erase all the areas and rules under the entry, and cannot be undone.

To delete an entry:

- Select the entry you wish to delete.
- Select Delete from the Edit menu.



To delete an area or rule:

- Select the area or rule you wish to delete on either Areas Window or Mapping Window.
- Select Delete from the Edit menu, or the Delete tool  button on the toolbar.