



## Design Modes

### Print Line Mode

- ▶ [Overview](#)
- ▣ [Input Data](#)
  - ▶ [Loading a Sample Input File](#)
  - ▶ [Repagination](#)
  - ▶ [Defining Variables](#)
  - ▶ [Mapping the Variables](#)
  - ▶ [Establishing Comparison Rules](#)

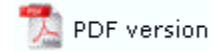
### Records Mode

- ▶ [Overview](#)
- ▣ [Input Data](#)

### Pre-defined Variables

- ▶ [Pre-defined Variables](#)


## Repagination



The FormTrap [Repaginator](#) is a tool used to restructure Print Line mode data files before they are processed by the FormTrap Print Logic and merged with your form. The Repaginator modifies pagination within your data files, reduces each document to one long page and moves data elements header, footer and details into set positions. Repaginator allows deletion of subsequent page headers and removal of unwanted lines from the input, thus providing more flexibility in your forms design.

### Launching the Repaginator

To launch the Repaginator from within FTDesign:

- Select [Printline repaginator...](#) from the Tools menu or click the Repaginator  tool button in the top left hand corner of your printmap work area.
- The FormTrap Repaginator will be launched in a separate window, displaying the sample data file you loaded in FTDesign. You can now create your Repagination rules.

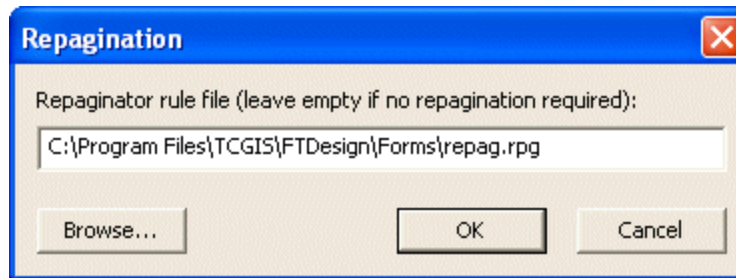
The Repaginator file (.rpg) is included in your load (.asc) file when you [build your project](#). FormTrap checks for the Repaginator file in your load (.asc) file and, if present, repaginates the data file prior to processing the data with your form.

[Top](#)

### Configure Repaginator file

To set the FormTrap Repaginator file for your project:

- Select [Repagination...](#) from the Define menu.
- The Repagination dialog box opens.
- In the Repaginator rule file text box enter the full path and name of your Repaginator file or click the [Browse...](#) button to locate the Repaginator file and click the [Open](#) button. Repagination files are normally stored in the same folder as the forms they link to.



- Click the OK button. When you build your project, the repaginator file you have selected will be included in your load (.asc) file.

[Top](#)

[Disclaimer](#) | [Home](#) | [About Us](#) | [News](#)  
[Solutions](#) | [Customer Area](#) | [Free Trial](#) | [Success Stories](#) | [Contact Us](#)

**Copyright © 1995 - 2009 TCG Information Systems Pty. Ltd. All rights reserved.**