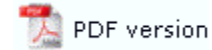








Design Environment

- [-] Design Window
 - ▶ Using the Zoom Tools
 - ▶ Using the Grid Tools
- [+] Design Options

Using the Zoom Tools



The Zoom tools control the size of the page in the FTDesign workspace. You can enlarge the page to work closely on one area of the form, or reduce the zoom to appreciate the entire design.

Tool	Action
	The Zoom tools are used to control the size of the page.
	To access the Zoom tools click the Zoom button on the Tools toolbar. When the Zoom button is toggled the Zoom tools will appear on a separate toolbar in the FTDesign toolbar area.
	Drag Zoom - zoom to a selected area. Click the Drag zoom tool and hold the left mouse button down while drawing a box around the area you wish to zoom to.
	Zoom by Value - zoom to a selected ratio. Click the Zoom by value tool, and from the list of options that appears, select the required zoom percentage.
	Page Width - zoom to fit page width in the screen. Click the Zoom to page width tool.
	Page Height - zoom to fit page height in the screen. Click the Zoom to page height tool.

The amount of magnification can also be set using the Zoom... option from the View menu.