

Design Concepts

- ▶ [Designing a Static Form](#)
- ▶ [Designing a Dynamic Form](#)

Objects

- + [Creating Objects](#)
- ▶ [Deleting Objects](#)
- [Arranging Objects](#)
 - ▶ [Duplicating Objects](#)
 - ▶ [Grouping Objects](#)
 - ▶ [Changing Objects Order](#)
 - ▶ [Multiple Object Sizing](#)
 - ▶ [Multiple Object Properties](#)
 - ▶ [Using the Nudge Tool](#)
 - ▶ [Using the Alignment Tools](#)
 - ▶ [Examples](#)

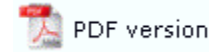
Page Elements

- + [Creating Page Elements](#)
- ▶ [Deleting Page Elements](#)
- + [Arranging Page Elements](#)

Preview the Forms

- ▶ [Preview the Forms](#)


Arranging Objects




Grouping Objects

By grouping objects together, you can control them as a single entity - useful when you need to move or align or duplicate several objects at once.

To group objects:

- Select the objects that you wish to group by holding down the SHIFT key and clicking each object or by drawing a marquee around them.
- Select Group from the Edit menu or click the Group tool button  on the toolbar.
- One set of black handles appears around the group.

To separate the group of objects:

- Click on the group to select it.
- Select Ungroup from the Edit menu or click the Ungroup tool button  on the toolbar.

[Top](#)

[Disclaimer](#) | [Home](#) | [About Us](#) | [News](#)
[Solutions](#) | [Customer Area](#) | [Free Trial](#) | [Success Stories](#) | [Contact Us](#)

Copyright © 1995 - 2009 TCG Information Systems Pty. Ltd. All rights reserved.