



Tools and Options

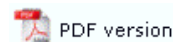
Design Window

Using the Zoom Tools

Using the Grid Tools

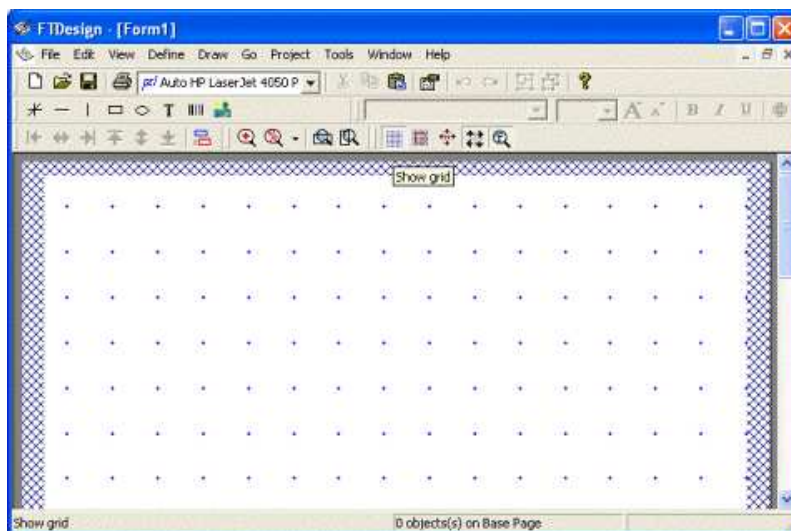
Design Options

Using the Grid Tools



The grid tool is available to facilitate arranging and moving objects.


A visible grid with a snap to grid functionality is available as a guide for laying out objects during form design. You can view the grid when designing but it is not printed. When you turn on Snap to grid, objects are automatically aligned with intersections of the grid, making it easier to lay out objects with uniform spacing.



To configure grid settings:

- Select **Grid...** from the **Tools** menu.
- Modify the values to change the distance between horizontal and vertical grid intersections.
- Click the **OK** button to accept the changes.



When Snap to grid is turned on, objects are automatically aligned with intersections of the grid. Turn on Snap to grid by clicking the  button on the **Tools** toolbar, or by selecting **Snap to grid** in the **Tools** menu.