



FormTrap Repaginator

▶ [Overview](#)

▶ [Loading a Sample Data](#)

☰ [Entry](#)

▶ [New Entry](#)

▶ [Header Area](#)

▶ [Footer Area](#)

▶ [Data Area](#)

▶ [Rules](#)

▶ [Properties](#)

▶ [Evaluation Order of Entries](#)

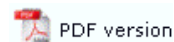
▶ [Evaluation Order of Areas](#)

▶ **[Delete an Entry, Area or Rule](#)**

☰ [Tools](#)

▶ [Running Repaginator from a Command Line](#)

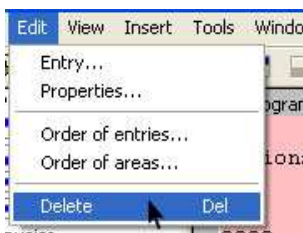
Delete an Entry, Area or Rule




Deleting an entry will erase all the areas and rules under the entry, and cannot be undone.

To delete an entry:

- Select the entry you wish to delete.
- Select **Delete** from the **Edit** menu.



To delete an area or rule:

- Select the area or rule you wish to delete on either **Areas Window** or **Mapping Window**.
- Select **Delete** from the **Edit** menu, or the **Delete tool**  button on the toolbar.